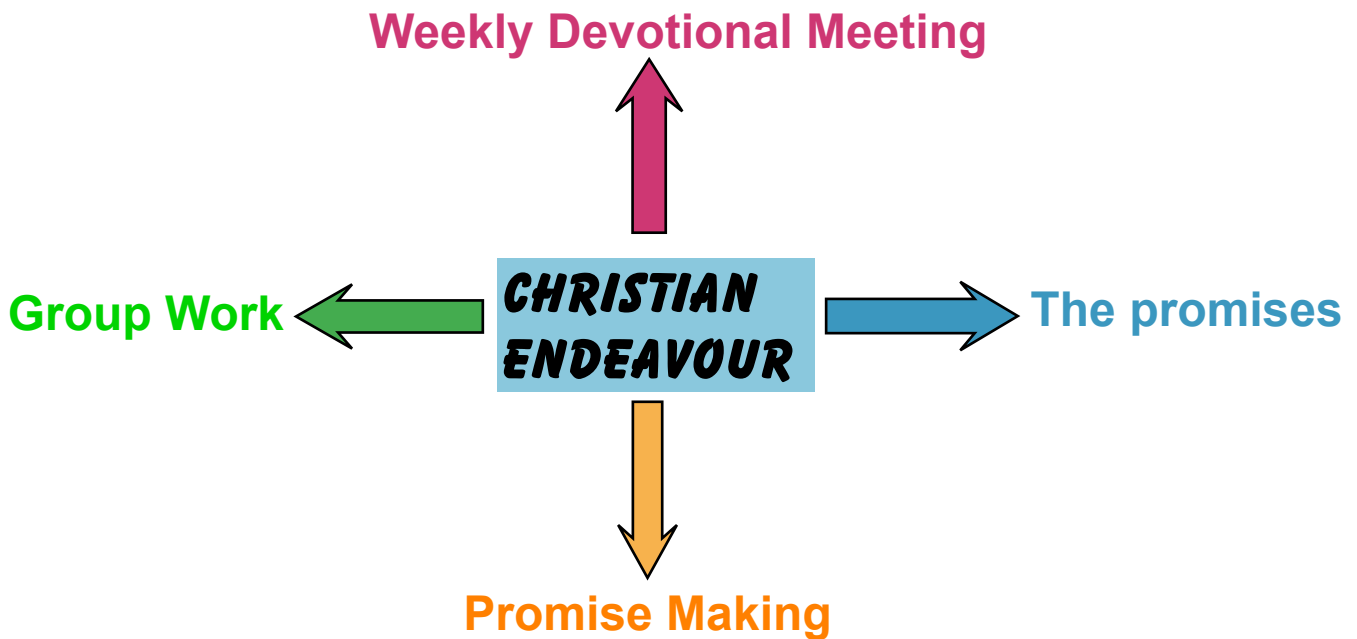


CHRISTIAN ENDEAVOUR PRINCIPLES

The Motto of Christian Endeavour is “**For Christ and the Church**”, and Junior C.E. is an organisation whose main objective is to bring boys and girls to know Jesus as his/her Saviour and to begin to train them to serve Him through the Church. In order to do this, there are four basic Principles included in the work of Christian Endeavour.



The C.E. Principles will be studied by those taking part in the Award Scheme but the following information will also help any Leader to understand the basics and concepts of Christian Endeavour. The **Christian Endeavour Principles** will be the core of what happens regularly in the life of your C.E. group. For the Award Scheme, discuss over several weeks the four basic Principles of C.E. :-

1. The Weekly Devotional Meeting:

Think about the ingredients of a varied, balanced Meeting. Write the ten ideas, or more, on pieces of paper beforehand and then Blu-tac where all can see, or draw out the examples from the Juniors and write them on a Flip-chart.

2. The Christian Endeavour Promise:

Thinking about the content of the Aims and Promise.

3. Promise Making:

The content of the special Meeting when Promises are renewed and challenges made to accept the demands of a loving Saviour.

4. Group Work:

How to organise small working groups (committees) which have special jobs and different tasks.

CHRISTIAN ENDEAVOUR PRINCIPLES

1. The Weekly Devotional Meeting

This can be varied but there should always be an opportunity for participation in reading the Bible aloud, praying with and for others, choosing and singing Christian songs, and listening to / telling about / learning about / Christ or Christian living.

Planning

A Programme of Meetings is best drawn up by the members themselves (see part 4 “Group work: Programme Planning”) The Programme should be balanced in terms of content and variety in presentation to satisfy the needs of Juniors at various stages of Christian development, whilst retaining the interest of newer Juniors, some of whom will have had no personal experience of Jesus Christ. With systematic planning, every member can have the opportunity to participate in all tasks within their capabilities. Using a “Monthly Planner” (an example is included in “First Steps in Christian Endeavour”) can help you see at a glance who is participating when and how. **It is important for the children to realise that all the jobs need preparation and practice.**



1. Bible Reading You may ask a Junior to choose a reading or give him/her one, but this should always be done the week before so that he/she may practise reading it aloud slowly and clearly and become familiar with all the words at home (see “Public Bible Reading” award)

2. Choosing the Songs


You may wish to ask the Junior to choose songs which fit with your topic or not. The Junior may choose ones which everyone knows or be prepared to teach the Group a new one. (See the “Singer” Award)

3. Prayer

There are different types of prayer and several opportunities for the Juniors to participate. So a ‘prayer job’ may be for the opening of the Meeting, thinking about others, thanking God for the Offering/Collection, or leading with ideas for Chain Prayer. Again give the Junior/s time to think about what they are going to say and encourage them to write it out and read it clearly if they are unsure.

4. Topic

Bible picture books, colouring books, computer downloads, acetates, flip charts or ‘Powerpoint’ presentations can be a help to the Junior to remind them of the story and make it more interesting for the listeners. Let the Junior understand that they do not need to speak for a long time. It is better to give a short Bible story told in their own words (using pictures) than reading a long article which may not sound so interesting. (See the “Speaker” award)



5. Quizzes / Games

The Leader or Junior must always prepare the questions in advance. The person in charge must know the rules and know how to score or win and be able to explain this clearly. (See “ Games /Quizmaster” award details)

6. Chairperson

The Agenda needs to be made in advance. There is no need to follow the same order each week, but it is a good idea to think about quiet activities and active ones and arrange them alternately. The Chairman must know who is taking part and doing what. He /she can practise reading the programme aloud to him /herself before the meeting so that they know exactly how to introduce each item. (See the “ Chairman” award)

7. Preparing / clearing up

This job involves arranging chairs and giving out any books or Bibles. Make sure all electrical equipment is working and cables are safe. Collect and tidy up all materials in a manner showing care and respect. (See “Meeting Room Attendant” award.)

8, 9, 10..... More ingredients for meetings.

DVD, drama, a visiting speaker or Missionary, craft work, sports and games. Award project activities

Varying the Meeting

Boys only / girls only

All the jobs go to the boys and on another date , all the jobs go to the girls.

Sealed orders / Snowball night

Each individual item for the Programme is in an envelope / inside a cotton wool ball as a “ snowball”. No-one knows what they are going to do until they receive their envelope / snowball. Allow a little time in the Meeting for preparation.

Shipwreck

Pretend you are on a desert island and your Bibles, song books, and equipment have not been washed up with you.- everything must be done from memory! If your chairs and musical instruments are missing also, you will need to sit on the floor and sing unaccompanied!



CHRISTIAN ENDEAVOUR PRINCIPLES

2. The C.E. Promise and Aim

Junior C.E. Aims

- To come every week
- To arrive on time
- To listen quietly
- To please God in all I do.

Very early in the Bible we read of Covenants made between God and people: Noah (Genesis 9), Abraham (Genesis 17), Moses (Genesis 34: 34 f), Nehemiah (Nehemiah 9: 38). Christian Endeavour believes that by encouraging children to sign a solemn promise they can be strengthened and challenged as they grow as Christians. The C.E. Aims are for boys and girls who are attending the meetings regularly but have not yet put their trust in Jesus. These aims give the Juniors goals to achieve which will make them aware of their lifestyle and will also benefit the weekly meeting.



The Junior Member's Promise

**I am trusting the Lord Jesus
to forgive me,
to love me,
to help me to pray and read the Bible everyday,
and to obey His teaching in all I think do and say.
I will try to attend C.E. every week
and help by taking part.**

Remember the promise Francis Clark originated and his wife read while the cakes burnt? (Refer to C.E. History booklet page 11.) This is our version!

The Promise signifies a personal acceptance of Jesus as Lord and Saviour, a desire for Christian growth through service, Bible study and prayer, and a loyalty to the local Christian Endeavour Group. When a Junior has reached this level of understanding and faith, s/he may take this demanding promise as his / her own.

CHRISTIAN ENDEAVOUR PRINCIPLES

3. Promise Making

Once a month, or at least once a quarter, there should be a special time within the Devotional Meeting for an act of Promise making. All the Juniors can read or sing the Junior CE Aims. (Refer to music and words in the Manual: 'C.E.' Section)


Praise all Juniors who have achieved the aims of coming regularly on time and have listened well. Discuss/ explain how our behaviour can please God in all we do, reminding them of their thoughts, actions and words.

Next, read or sing the Junior Member's Promise, explaining the difference: those Juniors taking the Promise are trusting Jesus as Lord of their lives and want to learn more about Him and how He wants them to live and behave. Those members who have accepted the challenge of the Junior Member's Promise are given the opportunity to rededicate themselves to the service of Christ and the Church. This is an important time in the life of the Christian Endeavour Group, as through the renewal of the Promise, members are reminded of the commitment they made when they first acknowledged Jesus Christ as Saviour and Lord, and the need for ongoing service and spiritual growth.

A Roll Call will give the Juniors an opportunity for a personal response. (When intimating the next week as a Promise Night, remind Members to select a personally meaningful text or verse). The names of the members are read out, and as each name is called so each member stands and reads their personally selected verse from the Bible or a verse of a song that has helped them since the last Promise Meeting, or a short word of testimony. The choice of response will be like a "spiritual thermometer" and show how well, or how badly, the Junior feels they have kept their promise. A Member taking the Promise for the first time will sometimes be asked to explain why he /she felt led to take this step, thereby providing an opportunity for profession of faith.

The Junior Members can then stand and repeat or sing the Promise together, or listen while it is read out. An appropriate song, or a short prayer of commitment can follow.

The act of Promise making is usually led by the Group Leader or Church Leader. Some Leaders invite the Minister or another church member /leader to speak with a challenge at the Promise Meeting. Variety of presentation is important at the Promise Meeting to prevent a particular approach becoming over familiar or ritualistic, thereby losing it's impact and personal challenge.



CHRISTIAN ENDEAVOUR PRINCIPLES

4. Group (Committee) Work

Group/Committee activity is an essential component of the training and participation element of Christian Endeavour. Within the Group, small groups/committees should be formed to take responsibility for various aspects of the Junior C.E. Group.

The nature of these small groups /committees will vary according to individual requirements. Much will depend on the number and age of the children in your group, and how many Leaders you have. Ideally each group/committee should have an older Junior as a **Convener** (Refer to Award Scheme for the requirements and skills of **Group Convener**. A certificate may be earned through this.) It should also have one Junior to act as **Minute Secretary** (Refer to Award Scheme for the requirements and skills of **Minute secretary**. A certificate may be earned through this.) and perhaps another to be **Letter Writer**. (Refer to Award Scheme for the requirements and skills of **Letter Writer**. A certificate may be earned through this.)

Groups can be formed on an ad hoc basis to deal with particular tasks e.g. projects or events, or they can be ongoing, in which case regular change of personnel is recommended. Working in groups/committees encourages each member to be involved in the running of the C.E. Group and provides opportunity for skills to be acquired and developed for future use.

The groups/committees should meet regularly: monthly if engaged in Award Scheme, or at least, quarterly. Groups can take responsibility for various areas of the work of your Juniors. The following are four basic ideas with suggestions. You may think of others.



Programme Planning Group

Juniors meet with a Leader to plan and discuss the Programme for the next month / term. A Minute Secretary is very useful for this Group as he / she can write down in a notebook all that the Group plans to do, who is to do it, and what happened to last months plans. A chart of the Programme can be prepared and Juniors' names entered ensuring that ALL members have an opportunity to take part as they are able.

Remember that the Four Essentials should be included, so you should have a Promise/ Covenant meeting once a month and also a Group Night once a month. To your Promise night, it is good to invite an outside speaker – this is where your Letter Writer comes in. The Juniors can decide on who your Guest Speaker will be and what the content of the other two meetings will be.

Missionary Group

This group should try to create an interest in Missionary work and to encourage prayer and giving. Here are some ideas.



1. Write a letter to a Missionary who the Church supports; the Juniors have met; who is on furlough asking them to your meeting. Later letters or emails, CDs and photographs could be sent out.
2. Adopt a child overseas. Tear Fund are one agency for this. Write to him/her, send Christmas and Birthday cards and collect money to support him/her and most importantly pray for him/her.
3. Collect information about Christian Endeavour in other countries. Read it to the Juniors and keep a scrapbook.
4. Introduce a Missionary news flash in the weekly meeting.
5. Pin a World map on the wall and at the side stick photographs of Missionaries in whom the Juniors are interested, with ribbons pinned to the place where they work.
6. Collect a Missionary library of books and magazines which the Juniors could borrow. Appoint a Librarian.
7. Make a prayer list for use in chain prayer. Items can come from news flashes, magazines and prayer letters.
8. Part of the Junior's training should be in Stewardship. Think how to do this in your Group e.g. a once-a-month missionary box, "do without offering" or collect the smallest coin.
9. Arrange a Missionary party. Take imaginary trips to other lands, playing games from that land, dressing up in the local costume and eating the food of that country.
10. Choose a video/ DVD from a Missionary Society catalogue to be used on a Missionary night.
11. Write to a Missionary Agency asking for their ideas and projects for the children to do.

USEFUL ADDRESSES:

Tear Fund, 9 Canal Street, Glasgow, G4 0AD. 0141 332 3621 www.tearfund.org

WEC, Bulstrode, Gerrards Cross, Bucks, SL9 8SZ

Baptist Missionary Society, P.O. Box 49, Didcot, Oxon, OX11 8XA www.bmsworldmission.org

YWAM, 23 Royal Exchange Square, Glasgow, G1 3AJ. 0141 221 8721

Mission Aviation Fellowship, 29 Canal Street, Glasgow G4 0AD www.maf-uk.org

The Leprosy Mission, Suite2, Earlsgate Lodge, Livilands, Stirling FK8 2BG www.tlm.org.uk

SOCIAL ACTIVITY GROUP

1. Plan a Social evening inviting people from the Church fellowship e.g. the minister, Church leadership, parents, Sunday School superintendent and boys and girls in the church who do not yet come to Junior C.E. Plan the programme thinking of suitable games, quizzes and food.
2. Provide flowers for the monthly Promise night and then give them to a sick or elderly friend.
3. Make a list of all the Juniors and their birthday dates. Include the minister and other members of the fellowship who are interested in your Group. Make Birthday cards and post or deliver them personally. (Incorporate 'Thinking of Others' Award.)
4. Plan a seasonal activity - Pancake Night, Christmas Party, Harvest Festival, Easter Egg Hunt or a Fireworks Night.
5. Plan a get-together with other groups in the area, e.g. another C.E. Group, a school S.U. group, a school for children with special needs, Senior citizens group from the Church. Arrange the programme, invitations and transport if needed.
6. Make a Group games book giving ideas for your social activities. Classify the games under headings such as Noisy, Quiet, Team Games and Quizzes.



LOOKOUT GROUP

This group **looks out** for new members, **looks after** the members it already has and **looks up** to Jesus for help and strength. Ideas for activities follow.

1. Write out an intimation to be read in the Sunday School and Church publicising the Christian Endeavour Meeting. This announcement should be interesting and varied in approach.
2. Make invitations and use them to invite children from Sunday School and other Church organisations. Don't forget - What? When? Where?
3. Arrange an "Open" or "Visitors" evening and invite children of Junior age.
4. Encourage all Juniors to wear their Christian Endeavour badges. Remember that C.E. will be judged by those wearing the badges.
5. Make a list of your Juniors and divide them into teams. Each team appoints a member who is responsible for getting in touch with a Junior when he/she misses a meeting. If the Junior is ill, he/she should tell the Leader or Minister and a get well card could be sent.
6. Arrange an attendance competition between the teams of Juniors.
7. Think of ways to encourage Juniors to come punctually and making sure the meetings start on time.
8. Pray for the Group and its members. Pray for those who are invited to come. Pray that the Juniors will approach others in the right way and that Jesus will give them the right words to say.

